

Smart Beta Bitcoin



Investment Objective

To offer the beta exposure of Bitcoin with a predefined volatility level of 14% over time. In doing so, the Fund aims to match the equivalent volatility of equity market investments, whilst maintaining the statistical properties of the beta of Bitcoin in a portfolio.

Investment Approach

Rebalanced on a weekly basis

Invest only in two assets:

- Spot Bitcoin
- US dollar equivalent stablecoin

No derivatives or leverage used

Quantitatively optimised to reduce volatility

Structure:

Unit-Trust

Term: Open-ended

Liquidity: Daily/Monthly*

Minimum Investment: AUD \$50,000

Currency: AUD

Management Fee: 2.50% p.a.

Performance Fee: Nil

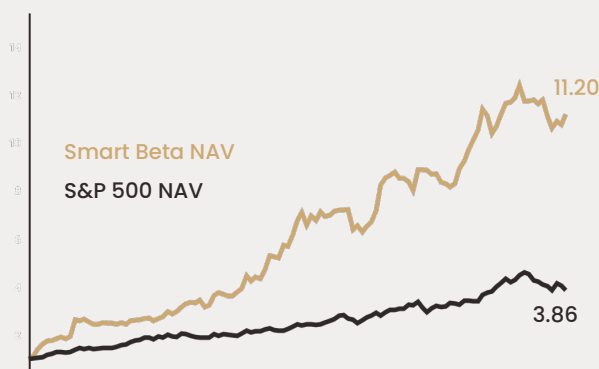
Zerocap Insurance: Lloyd's of London

*subscriptions are daily however intramonth redemptions incur a 1.5% fee

Performance Overview

YTD Return	-4.64%	Annualised Vol	19.74%
Annualised Return	28.12%	Downside Vol	13.26%
Best Monthly Gain	34.91%	Sharpe	1.26
Worst Monthly Loss	-11.79%	Max Drawdown	-17.78%

Returns are based on: (i) simulated backtest data (Jan 31, 2013 – Sep 21, 2021) and (ii) actual net performance of the fund (Sep 21, 2021 onwards)



Returns are based on: (i) simulated backtest data (Jan 31, 2013 – Sep 21, 2021) and (ii) actual net performance of the fund (Sep 21, 2021 onwards)

About Zerocap

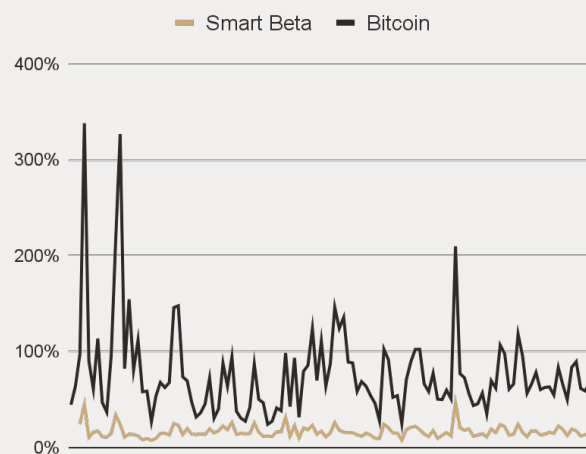
Zerocap is a market-leading private wealth management firm for crypto assets. Zerocap brings a deep understanding of crypto asset technology, trading, portfolio optimisation, digital custody and insurance, having processed close to a billion dollars of crypto assets for private investors, family offices and institutions.

Return Profile

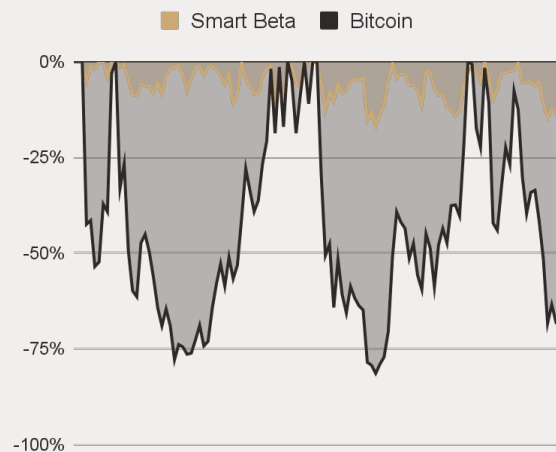
	JAN	FEB	MAR	APR	MAY	JUN	JUL	AUG	SEP	OCT	NOV	DEC	YTD
2013	0.00%	13.37%	25.31%	15.05%	6.91%	2.04%	2.89%	4.68%	-3.87%	5.73%	34.91%	-1.47%	159.43%
2014	2.16%	-3.87%	-4.24%	-0.29%	3.30%	-0.37%	-0.27%	-1.96%	3.01%	-3.04%	5.54%	1.65%	1.11%
2015	0.47%	1.80%	1.35%	-4.56%	3.82%	2.74%	7.16%	-2.61%	2.63%	6.76%	4.23%	1.70%	27.90%
2016	-0.44%	3.08%	-7.92%	2.38%	12.16%	3.76%	-2.28%	-2.08%	0.19%	4.78%	3.56%	13.65%	33.07%
2017	-4.79%	3.88%	-1.78%	8.23%	13.26%	-1.20%	-0.98%	10.11%	-0.74%	8.80%	9.60%	4.69%	58.97%
2018	-7.25%	5.67%	-2.68%	5.18%	-2.63%	0.70%	2.50%	0.73%	-0.16%	0.53%	-11.79%	2.81%	-7.56%
2019	-4.16%	3.69%	2.69%	7.14%	14.91%	3.64%	1.24%	1.52%	-3.00%	0.04%	-1.52%	-4.26%	22.43%
2020	10.53%	0.02%	-0.22%	-1.97%	0.24%	-3.88%	-0.65%	-1.83%	1.75%	7.45%	3.52%	5.38%	21.22%
2021	3.77%	4.42%	8.08%	-2.42%	-6.58%	2.85%	4.93%	3.85%	0.47%	1.70%	4.15%	-5.21%	20.68%
2022	0.06%	0.22%	-1.23%	1.38%	-6.02%	-4.33%	2.78%	-1.38%	4.21%				-4.64%

Returns are based on: (i) simulated backtest data (Jan 31, 2013 – Sep 21, 2021) and (ii) actual net performance of the fund (Sep 21, 2021 onwards)

30-Day Realised Volatility



Drawdown



Manager Information

Jonathan de Wet – Chief Investment Officer | Toby Chapple – Head of Trading | Ryan McCall – CEO

DISCLAIMER

This material is issued by Zerocap Pty Ltd (Zerocap), a Corporate Authorised Representative (CAR: 001289130) of Gannet Capital Pty Ltd (GC) AFSL 340799.

This material is issued to you on the basis that you qualify as a "Wholesale Investor" for the purposes of Sections 761GA and 708(10) of the Corporations Act 2001 (Cth) (Sophisticated/Wholesale Client)

This material is intended solely for the information of the particular person to whom it was provided by Zerocap and should not be relied upon by any other person. The information contained in this material is general in nature and does not constitute advice, take into account financial objectives or situation of an investor; nor a recommendation to deal. Any recipients of this material acknowledge and agree that they must conduct and have conducted their own due diligence investigation and have not relied upon any representations of Zerocap, its officers, employees, representatives or associates. Zerocap has not independently verified the information contained in this material. Zerocap assumes no responsibility for updating any information, views or opinions contained in this material or for correcting any error or omission which may become apparent after the material has been issued. Zerocap does not give any warranty as to the accuracy, reliability or completeness of advice or information which is contained in this material. Except insofar as liability under any statute cannot be excluded, Zerocap and its officers, employees, representatives or associates do not accept any liability (whether arising in contract, in tort or negligence or otherwise) for any error or omission in this material or for any resulting loss or damage (whether direct, indirect, consequential or otherwise) suffered by the recipient of this material or any other person. This is a private communication and was not intended for public circulation or publication or for the use of any third party. This material must not be distributed or released in the United States. It may only be provided to persons who are outside the United States and are not acting for the account or benefit of, "US Persons" in connection with transactions that would be "offshore transactions" (as such terms are defined in Regulation S under the U.S. Securities Act of 1933, as amended (the "Securities Act")). This material does not, and is not intended to, constitute an offer or invitation in the United States, or in any other place or jurisdiction in which, or to any person to whom, it would not be lawful to make such an offer or invitation. If you are not the intended recipient of this material, please notify Zerocap immediately and destroy all copies of this material, whether held in electronic or printed form or otherwise.

Disclosure of Interest: Zerocap, its officers, employees, representatives and associates within the meaning of Chapter 7 of the Corporations Act may receive commissions and management fees from transactions involving securities referred to in this material (which its representatives may directly share) and may from time to time hold interests in the assets referred to in this material. Investors should consider this material as only a single factor in making their investment decision